

Getting started with Steppingblocks

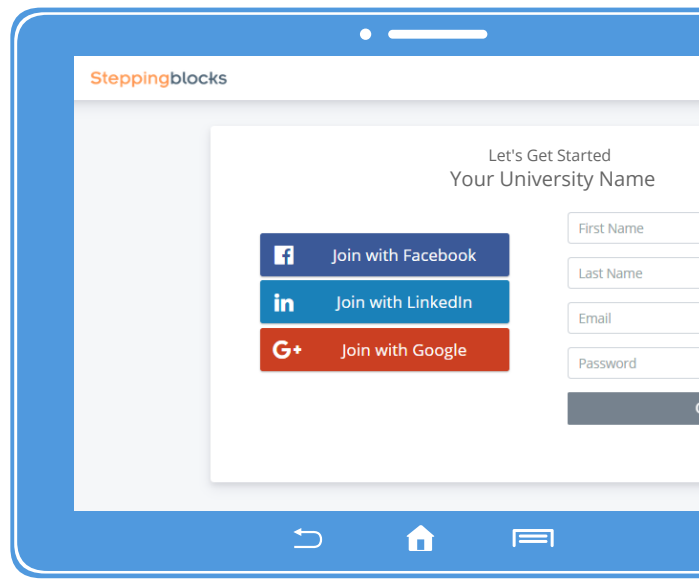
the digital career counselor

Ready to get started?

step one

Access the sign up page via:

1. Your student portal
2. A link provided by the school
3. Or school.steppingblocks.com.



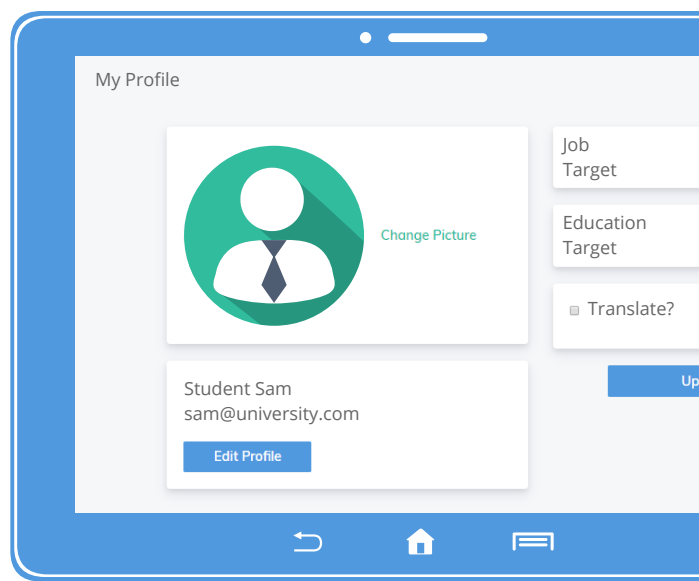
Now personalize it.

step two

Change your profile image.

Edit name and email fields.

Add your job and education targets.



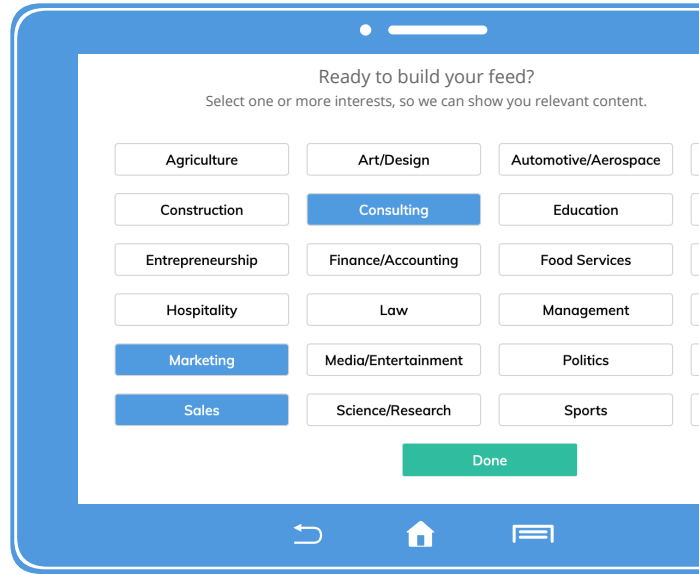
Update your interests.

step three

Select one or more interests.

Build your content feed.

Start browsing on your home page.



And start exploring!

step four

Visit Career Paths and enter targets.

Interact with tabs, tables and charts.

Save your searches for future use.

